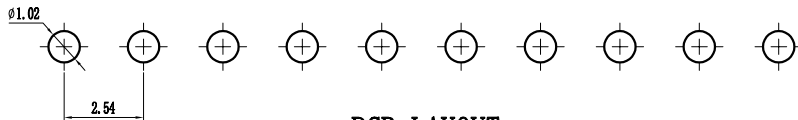
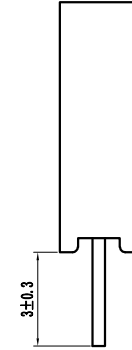
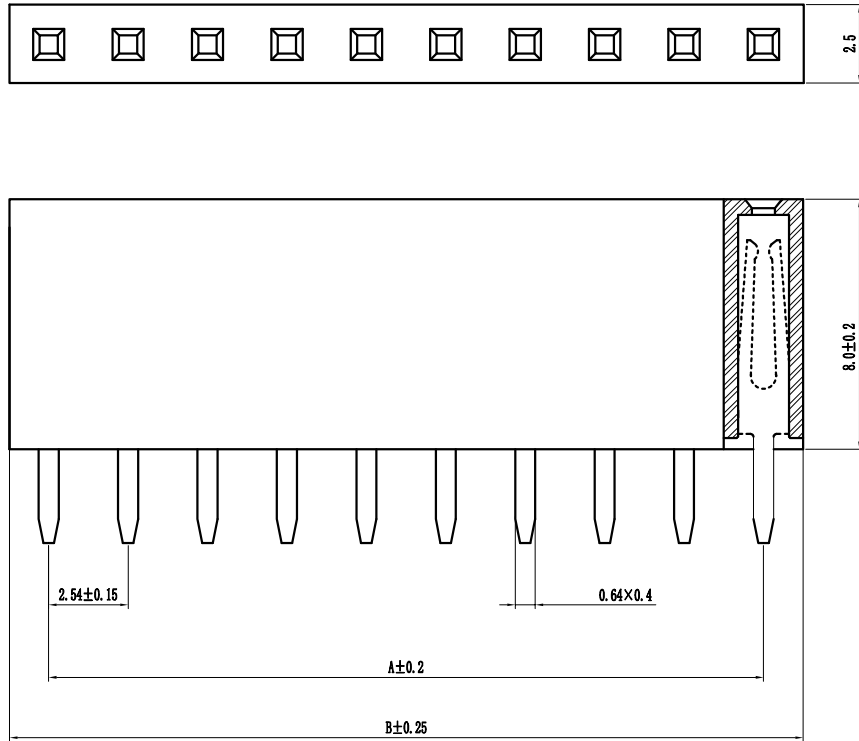


环保物料

Pin数	尺寸A	尺寸B
1x2	2.54	5.58
1x3	5.08	8.12
1x4	7.62	10.66
1x5	10.16	13.20
1x6	12.70	15.74
1x7	15.24	18.28
1x8	17.78	20.82
1x9	20.32	23.36
1x10	22.86	25.90
1x11	25.40	28.44
1x12	27.94	30.98
1x13	30.48	33.52
1x14	33.02	36.06
1x15	35.56	38.60
1x16	38.10	41.14
1x17	40.64	43.68
1x18	43.18	46.22
1x19	45.72	48.76
1x20	48.26	51.30
1x21	50.80	53.84
1x22	53.34	56.38
1x23	55.88	58.92
1x24	58.42	61.46
1x25	60.96	64.00
1x26	63.50	66.54
1x27	66.04	69.08
1x28	68.58	71.62
1x29	71.12	74.16
1x30	73.66	76.70
1x31	76.20	79.24
1x32	78.74	81.78
1x33	81.28	84.32
1x34	83.82	86.86
1x35	86.36	89.40
1x36	88.90	91.94
1x37	91.44	94.48
1x38	93.98	97.02
1x39	96.52	99.56
1x40	99.06	102.10



PCB LAYOUT

Specification:
 Current Rating : 3AMP
 Temperature Range : -40°Cto+105°C
 Contact Resistance : 20mΩ Max
 Insulation Resistance : 1000MΩ Min
 Withstanding Voltage : AC 1000V
 Material:
 Insulator : Polyester (UL94V-0)
 Standard:PBT/PA6T/LCP
 Contact: Brass
 Plating : Au or Sn Over 50u" Ni

F 25 0D-XXX X X -XX-X-XXX
 ① ② ③ ④ ⑤ ⑥ ⑦ ⑧ ⑨

① Series No: P=Pin Header F=Female Header B=Box Header E=Ejector Header	② Pitch: 08=0.80 10=1.00 12=1.27 20=2.00 25=2.54 39=3.96 50=5.08	③ Tail/Mounting Style: 90=Right Angle DIP Type 9S=Straight SMT Type 0D=Straight DIP Type 0S=Horizontal SMT Type	④ No. of Pins: Single Row Double Row 101=1*1Pin 201=2*1Pin 102=1*2Pin 202=2*2Pin 140=1*40pin 240=2*40pin	⑤ Insulator Color: A:Black B:Brown C:Red D:Orange E:Yellow F:Green G:Blue H:Violet J:Gray K:White P:Light Blue
⑥ Material Type: A-PBT B-PA46 C-PA6T D-PA6T E-LCP	⑦ Plating Type: 0*-Sn-Au 1*-Ni 2*-Sn 3*-Matte-Tin 5*-Au 0A-Sn-Au 1u" 0F-Sn-Au 10u" 5A-Au 1u" 0B-Sn-Au 2u" 0G-Sn-Au 15u" 5B-Au 2u" 0C-Sn-Au 3u" 0H-Sn-Au 30u" 5C-Au 3u" 0D-Sn-Au 4u" 0I-Sn-Au 40u" 5D-Au 4u" 0E-Sn-Au 5u" 0J-Sn-Au 50u" 5J-Au 50u"	⑧ RoHS Request: 0:No Request 1:RoHS 2:HF (Halogen Free)	⑨ Customer Code	

REV.	REVISION RECORD	DATE	UNIT: MM	GENERAL TOLERANCES		SCALE: 1:1	NAME	DATE
				LINEAR	ANGLES			
				0.00±0.15	X° REF±6°	APPROVED	黎腾	2017.06.16
				0.00±0.15	X° ±3°	DESIGNER	肖坤权	2017.06.16
				0.000±0.08	X° X'±2°	DRAWN	旷淇	2017.06.16
AO	新图面发行	2017.06.16	UNIT: MM	0.00±0.15	X° ±3°			



PART. NO:	KDFH-0161
DWG. NO:	ENDE1161
REV:	AO
SHEET:	1/1