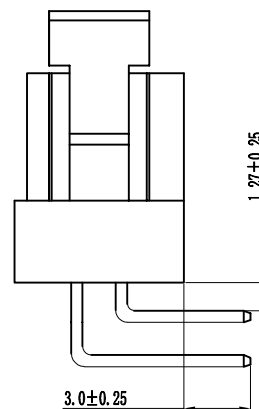
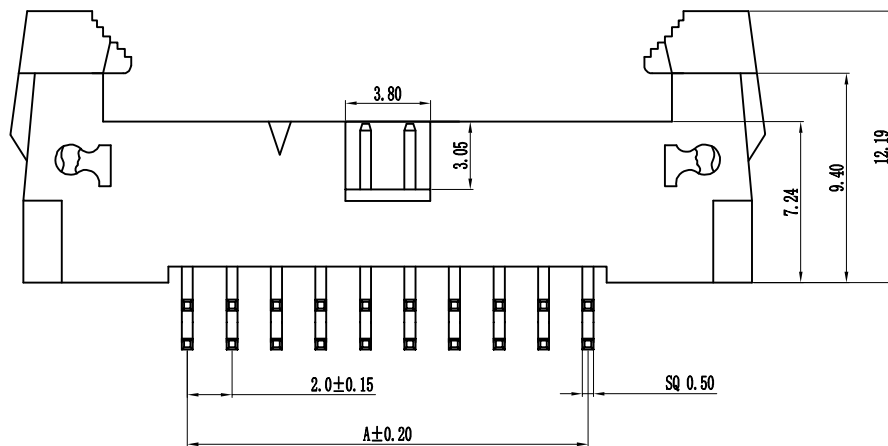
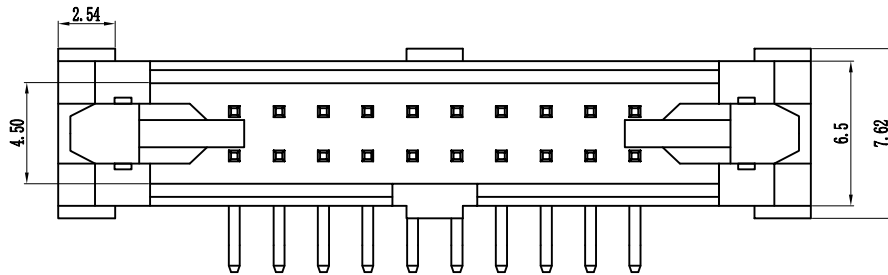


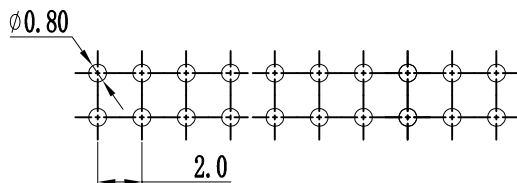
环保物料

Pin数	尺寸A
2×6	10.00
2×8	14.00
2×10	18.00
2×12	22.00
2×14	26.00
2×16	30.00
2×18	34.00
2×20	38.00
2×22	42.00
2×24	46.00
2×26	50.00
2×28	54.00
2×30	58.00
2×32	62.00
2×34	66.00
2×36	70.00
2×38	74.00
2×40	78.00
2×42	82.00
2×44	86.00
2×46	90.00
2×48	94.00
2×50	98.00
2×52	102.00
2×54	106.00
2×56	110.00
2×58	114.00
2×60	118.00



Specification:
 Current Rating : 1.5AMP
 Temperature Range : -40℃to+105℃
 Contact Resistance : 20mΩ Max
 Insulation Resistance : 1000MΩ Min
 Withstanding Voltage : AC 500V
 Material:
 Insulator : Polyester (UL94V-0)
 Standard:PBT/PA6T/LCP
 Contact: Brass
 Plating : Au or Sn Over 50u" Ni

PCB LAYOUT



E 20 9D-XXX X X -XX-X-XXX
 ① ② ③ ④ ⑤ ⑥ ⑦ ⑧ ⑨

① Series No: P=Pin Header F=Female Header B=Box Header E=Ejector Header	② Pitch: 08=0.80 10=1.00 12=1.27 20=2.00 25=2.54 39=3.96 50=5.08	③ Tail/Mounting Style: 9D=Right Angle DIP Type 9S=Straight SMT Type 0D=Straight DIP Type 0S=Horizontal SMT Type	④ No. of Pins: Single Row 101=1*1Pin 102=1*2Pin 140=1*40pin	⑤ Insulator Color: A:Black B:Brown C:Red D:Orange E:Yellow F:Green G:Blue H:Violet J:Gray K:White P:Light Blue
⑥ Material Type: A-PBT B-PA46 C-PA6T D-PA6T E-LCP	⑦ Plating Type: 0*-Sn-Au 1*-Ni 2*-Sn 3*-Matte-Tin 5*-Au 0A-Sn-Au 1u" 0F-Sn-Au 10u" 5A-Au 1u" 0B-Sn-Au 2u" 0G-Sn-Au 15u" 5B-Au 2u" 0C-Sn-Au 3u" 0H-Sn-Au 30u" 5C-Au 3u" 0D-Sn-Au 4u" 0I-Sn-Au 40u" " 0E-Sn-Au 5u" 0J-Sn-Au 50u" 5J-Au 50u"	⑧ RoHS Request: 0:No Request 1:RoHS 2:HF (Halogen Free)	⑨ Customer Code	

REV.	REVISION RECORD	DATE	UNIT: MM	GENERAL TOLERANCES		SCALE: 1:1	NAME	DATE
				LINEAR	ANGLES			
				0.00±0.15	X° ±3°		黎腾	2017.06.16
				0.00±0.08	X° X'±2°		肖坤权	2017.06.16
							旷淇	2017.06.16
A0	新图面发行	2017.06.16	UNIT: MM	0.00±0.15	X° ±3°			



PART. NO:	KDEH-0014	
DWG. NO:	ENDE3014	
REV:	A0	SHEET: 1/1