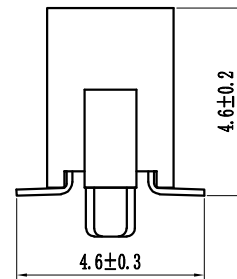
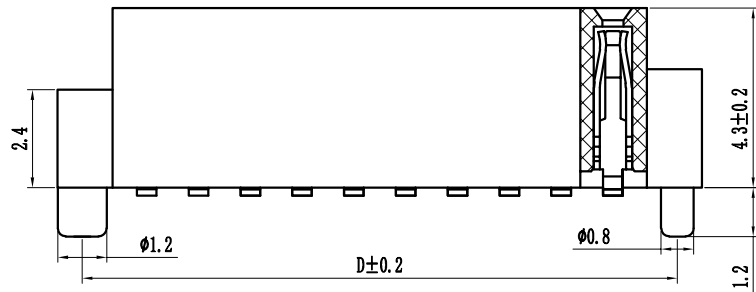
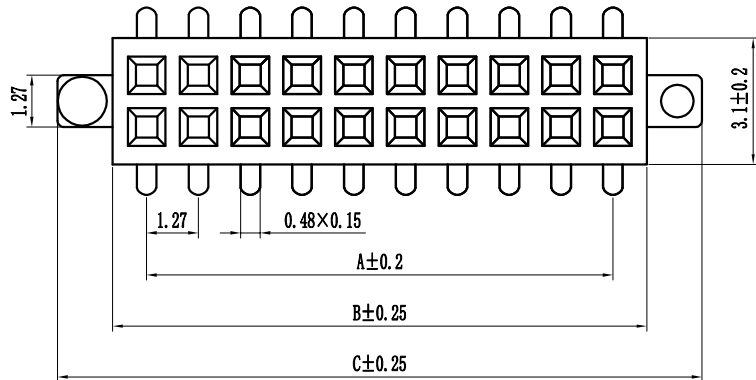
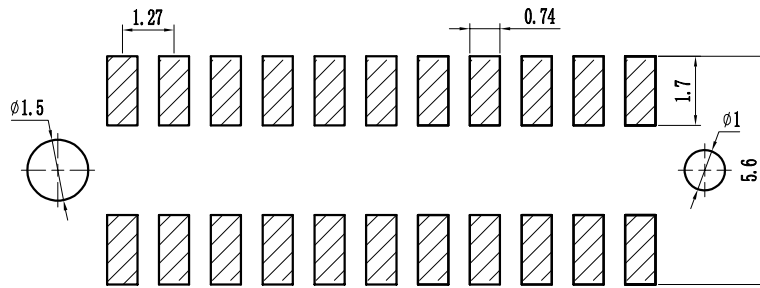


环保物料

Pin数	尺寸A	尺寸B	尺寸C	尺寸D
2x2	1.27	2.94	5.64	4.43
2x3	2.54	4.21	6.91	5.70
2x4	3.81	5.48	8.18	6.97
2x5	5.08	6.75	9.45	8.24
2x6	6.35	8.02	10.72	9.51
2x7	7.62	9.29	11.99	10.78
2x8	8.89	10.56	13.26	12.05
2x9	10.16	11.83	14.53	13.32
2x10	11.43	13.10	15.80	14.59
2x11	12.70	14.37	17.07	15.86
2x12	13.97	15.64	18.34	17.13
2x13	15.24	16.91	19.61	18.40
2x14	16.51	18.18	20.88	19.67
2x15	17.78	19.45	22.15	20.94
2x16	19.05	20.72	23.42	22.21
2x17	20.32	21.99	24.69	23.48
2x18	21.59	23.26	25.96	24.75
2x19	22.86	24.53	27.23	26.02
2x20	24.13	25.80	28.50	27.29
2x21	25.40	27.07	29.77	28.56
2x22	26.67	28.34	31.04	29.83
2x23	27.94	29.61	32.31	31.10
2x24	29.21	30.88	33.58	32.37
2x25	30.48	32.15	34.85	33.64
2x26	31.75	33.42	36.12	34.91
2x27	33.02	34.69	37.39	36.18
2x28	34.29	35.96	38.66	37.45
2x29	35.56	37.23	39.93	38.72
2x30	36.83	38.50	41.20	39.99
2x31	38.10	39.77	42.47	41.26
2x32	39.37	41.04	43.74	42.53
2x33	40.64	42.31	45.01	43.80
2x34	41.91	43.58	46.28	45.07
2x35	43.18	44.85	47.55	46.34
2x36	44.45	46.12	48.82	47.61
2x37	45.72	47.39	50.09	48.88
2x38	46.99	48.66	51.36	50.15
2x39	48.26	49.93	52.63	51.42
2x40	49.53	51.20	53.90	52.69
2x41	50.80	52.47	55.17	53.96
2x42	52.07	53.74	56.44	55.23
2x43	53.34	55.01	57.71	56.50
2x44	54.61	56.28	58.98	57.77
2x45	55.88	57.55	60.25	59.04
2x46	57.15	58.82	61.52	60.31
2x47	58.42	60.09	62.79	61.58
2x48	59.69	61.36	64.06	62.85
2x49	60.96	62.63	65.33	64.12
2x50	62.23	63.90	66.60	65.39



PCB LAYOUT



Specification:

Current Rating : 1AMP

Temperature Range : -40°Cto+105°C

Contact Resistance : 20mΩ Max

Insulation Resistance : 1000MΩ Min

Withstanding Voltage : AC 500V

Material:

Insulator : Polyester (UL94V-0)

Standard:PA6T/LCP

Contact: Bronze

Plating : Au or Sn Over 50u" Ni

F 12 9S-XXX X X -XX-X-XXX  
① ② ③ ④ ⑤ ⑥ ⑦ ⑧ ⑨

① Series No: P=Pin Header F=Female Header B=Box Header E=Ejector Header	② Pitch: 08=0.80 10=1.00 12=1.27 20=2.00 25=2.54 39=3.96 50=5.08	③ Tail/Mounting Style: 9D=Right Angle DIP Type 9S=Straight SMT Type 0D=Straight DIP Type 0S=Horizontal SMT Type	④ No. of Pins: Single Row Double Row 101=1*1Pin 201=2*1Pin 102=1*2Pin 202=2*2Pin 140=1*40pin 240=2*40pin	⑤ Insulator Color: A:Black B:Brown C:Red D:Orange E:Yellow F:Green G:Blue H:Violet J:Gray K:White P:Light Blue
⑥ Material Type: A-PBT B-PA46 C-PA6T D-PA6T E-LCP	⑦ Plating Type: 0*-Sn-Au 1*-Ni 2*-Sn 3*-Matte-Tin 5*-Au 0A-Sn-Au 1u" 0F-Sn-Au 10u" 5A-Au 1u" 0B-Sn-Au 2u" 0G-Sn-Au 15u" 5B-Au 2u" 0C-Sn-Au 3u" 0H-Sn-Au 30u" 5C-Au 3u" 0D-Sn-Au 4u" 0I-Sn-Au 40u" 5D-Au 4u" 0E-Sn-Au 5u" 0J-Sn-Au 50u" 5J-Au 50u"	⑧ RoHS Request: 0:No Request 1:RoHS 2:HF (Halogen Free)	⑨ Customer Code	

GENERAL TOLERANCES		SCALE: 1:1	NAME	DATE
LINER	ANGLES	APPROVED	黎腾	2017.06.16
0.00±0.25	X° REF±6°	DESIGNER	肖坤权	2017.06.16
0.00±0.15	X° ±3°	DRAWN	旷淇	2017.06.16
0.00±0.08	X° X'±2°			



PART. NO:  
KDFH-0225

DWG. NO:  
ENDE1225

TITLE:  
Pitch1.27mm Female Header, Dual Row,  
Plastic Height 4.3mm, SMT with Local Peg Type (U)

REV: AO SHEET: 1/1